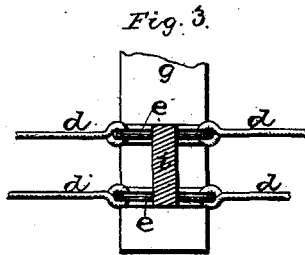
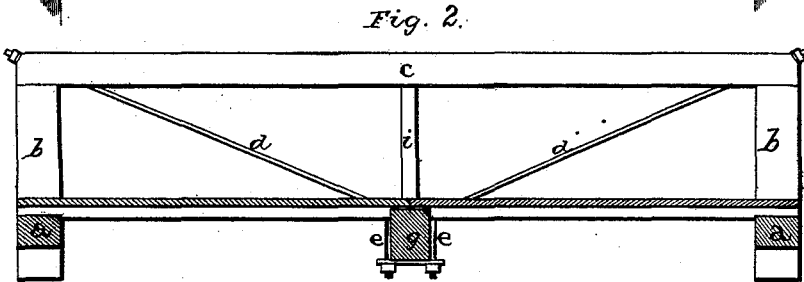
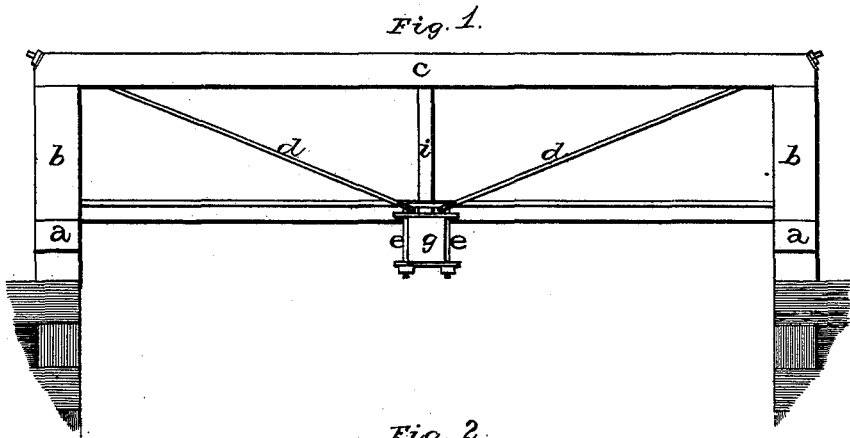


E. S. SHERMAN  
BRIDGE.

No. 191,552.

Patented June 5, 1877.



WITNESSES

*J. M. Garner?*  
*W. S. D. Barnes?*

INVENTOR

*E. S. Sherman*  
*per*  
*F. W. Lehmann,*  
*Atty*

# UNITED STATES PATENT OFFICE

EVRETT S. SHERMAN, OF GALENA, OHIO.

## IMPROVEMENT IN BRIDGES.

Specification forming part of Letters Patent No. **191,552**, dated June 5, 1877; application filed May 11, 1877.

*To all whom it may concern:*

Be it known that I, EVRETT S. SHERMAN, of Galena, in the county of Delaware and State of Ohio, have invented certain new and useful Improvements in Bridges; and I do hereby declare the following to be a full, clear, and exact description of the invention, such as will enable others skilled in the art to which it pertains to make and use it, reference being had to the accompanying drawings, which form part of this specification.

My invention relates to an improvement in bridges, such as are intended for short spans only; and it consists in the combination and arrangement of parts that will be more fully described hereinafter, whereby a simple, cheap, and durable bridge is produced.

The accompanying drawings represent my invention.

*a* represents the two cross-beams, which rest upon the wall, upon each side of the space that is to be spanned. Rising from each end of these beams *a* are the posts *b*, upon the tops of which are secured, in any suitable manner, the beams *c*, which are of the same length as the bridge. Passed diagonally downward, at any suitable angle, through each end of the beams *c*, are the rods *d*, which

have their lower ends attached to a stirrup, *e*. These stirrups are passed over the ends of the central cross-bar *g*, which is supported in position, and at a slightly greater elevation than the end beams *a*, by the rods.

Placed upon the top of the ends of the central cross-bar are the posts *i*, which serve to both brace the central cross-beam in position and to support the centers of the horizontal beams *c*.

It will be seen that the construction and parts of this bridge are extremely simple, cheap, and such as require no skilled mechanics in bridge-building to erect.

Having thus described my invention, I claim—

The combination of the end beams *a*, posts *b* *i*, horizontal beams *c*, rod *d*, stirrup *e*, cross-bar *g*, and floor *h*, all constructed and arranged to operate substantially as shown and described.

In testimony that I claim the foregoing I have hereunto set my hand this 3d day of May, 1877.

EVRETT S. SHERMAN.

Witnesses:

J. M. WELLS,  
D. E. HYDE.